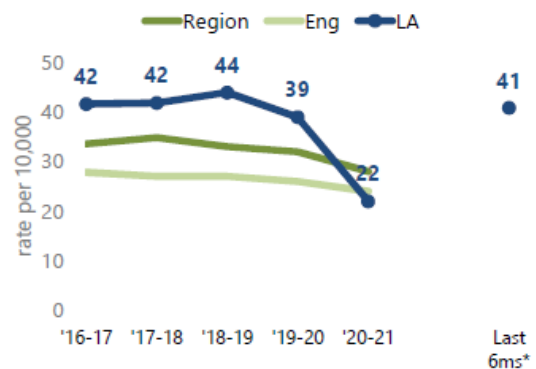


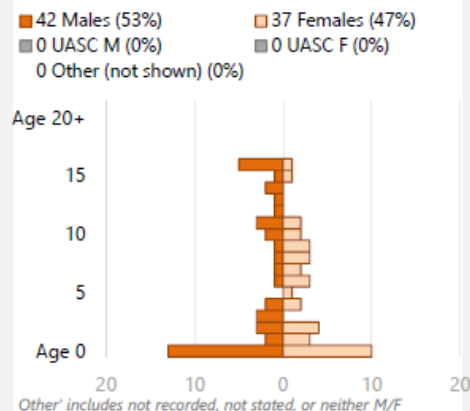
79 CLA started in the last 6 months

Rate of CLA started per 10,000 children



*Annualised rate for comparison purposes

Age and gender



0 of the 79 CLA starters were unaccompanied asylum seeking children (UASC)

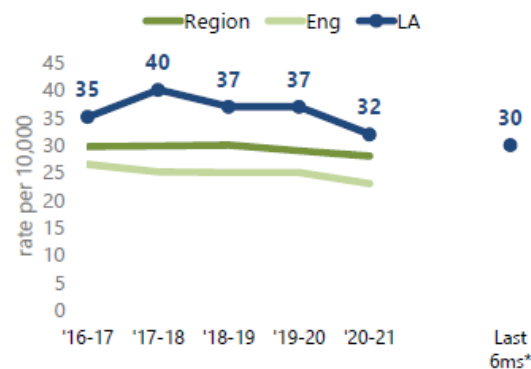
0%

10 of the 79 CLA starters have previously been looked after

13%

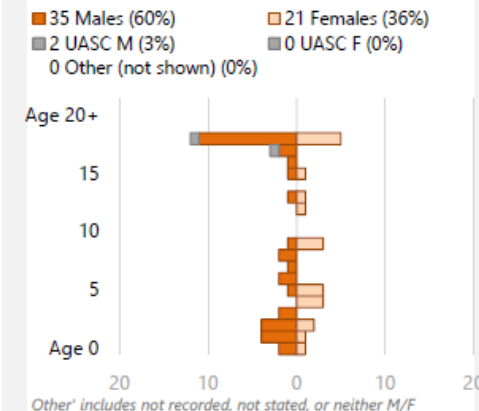
58 CLA ceased in the last 6 months

Rate of CLA ceased per 10,000 children



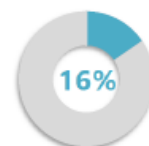
*Annualised rate for comparison purposes

Age and gender



Reason episode of care ceased

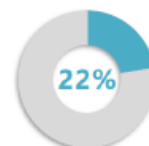
Adopted



Last 6 months
16%

2020-21 (published)	LA	Region	Eng
	17%	11%	10%

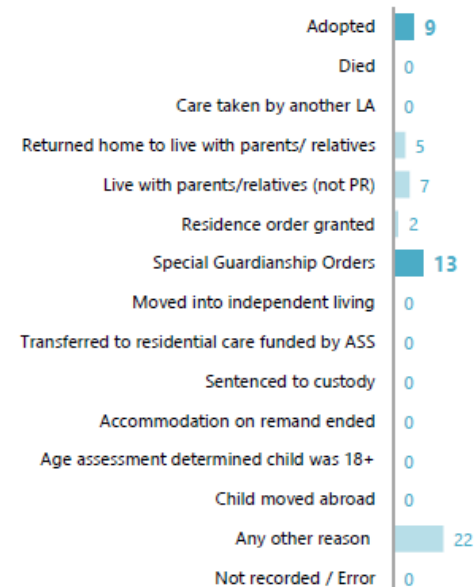
Special Guardianship Order



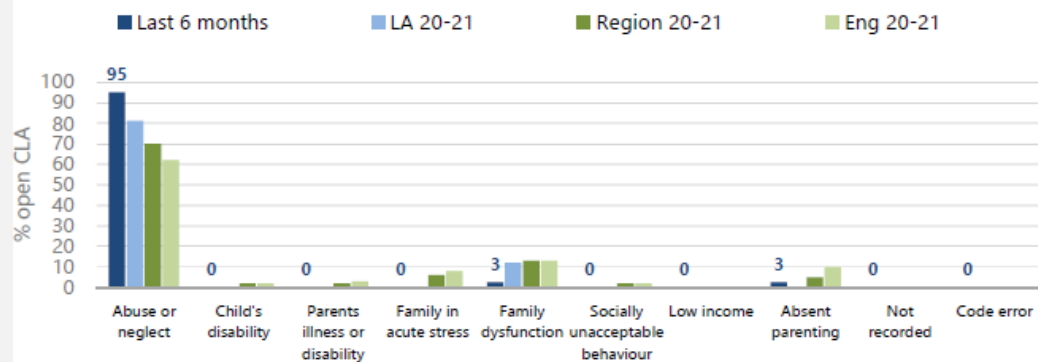
Last 6 months
22%

2020-21 (published)	LA	Region	Eng
	25%	17%	14%

Number of CLA ceased by reason in the period

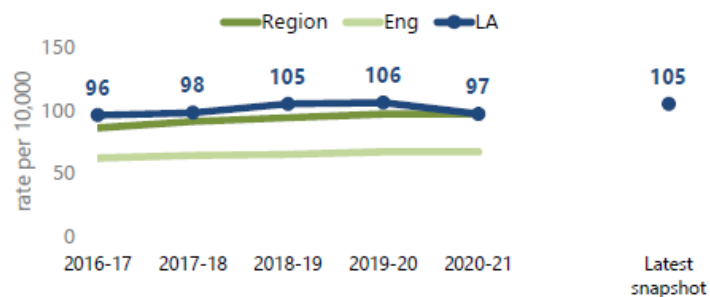


Comparing the primary need of CLA starters



406 Children Looked After (CLA) with an open episode of care

Rate of CLA per 10,000 children (snapshot)



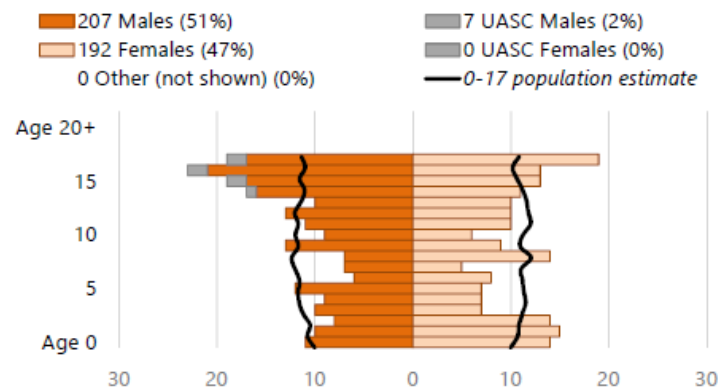
Ethnic background

	All CLA	Not UASC	UASC
White	79%	80%	0%
Mixed	6%	6%	0%
Asian or Asian British	9%	9%	29%
Black or black British	0%	0%	0%
Other ethnic group	6%	5%	71%
Not stated	1%	1%	0%
Not recorded	0%	0%	0%

25 children (6%) with a disability

See page 22 for comparisons

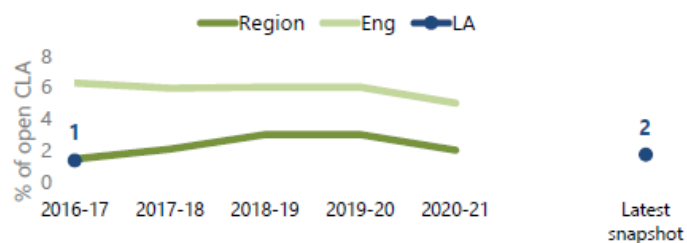
Age and gender



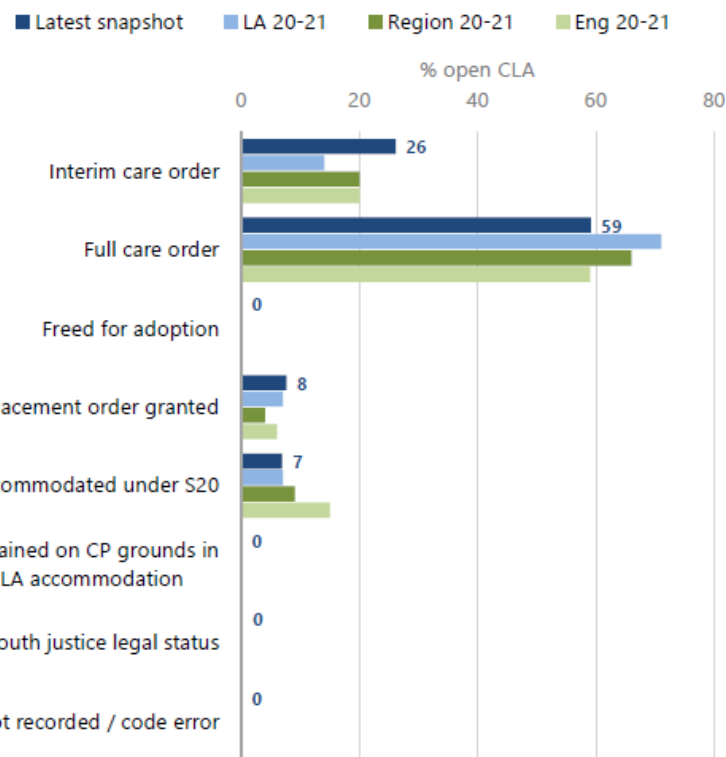
Other includes not recorded, not stated, or neither M/F

7 open unaccompanied asylum seeking children (UASC)

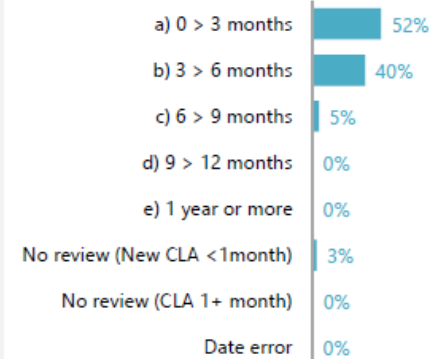
UASC as a percentage of CLA (snapshot)



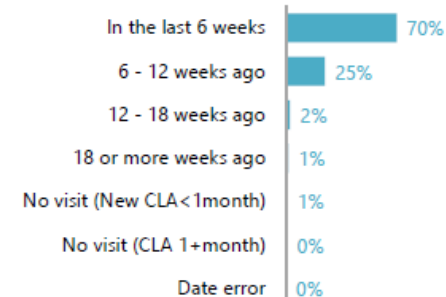
Comparing legal status of open CLA (snapshot)



Time since latest review

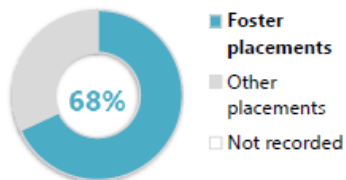


Time since the child was last seen



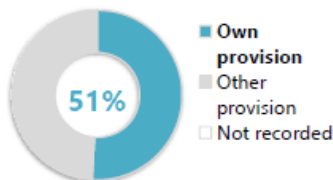
CLA placements by type and provision

Foster placements



LA 2020-21 66%
Region 2020-21 67%
Eng 2020-21 71%

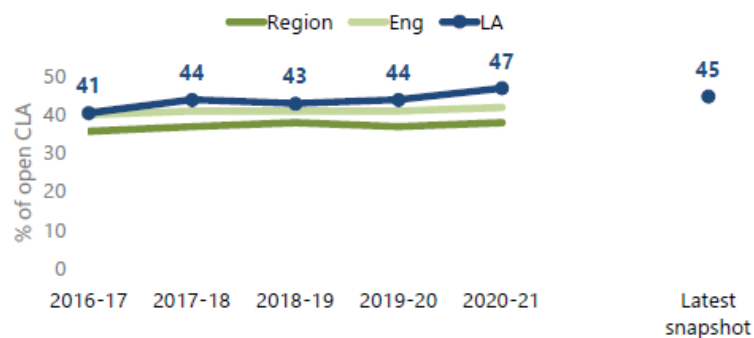
Own provision



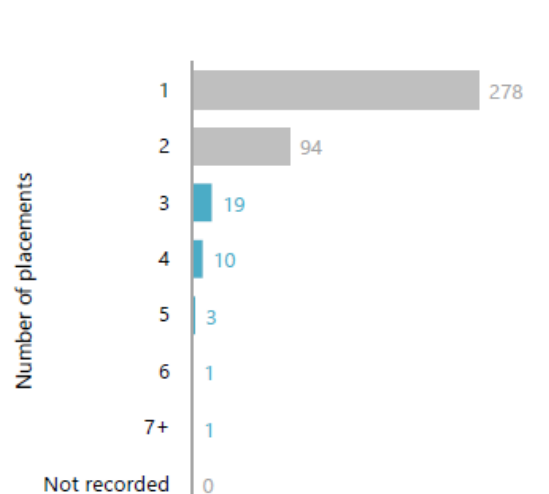
LA 2020-21 56%
Region 2020-21 50%
Eng 2020-21 48%

Placement type (open CLA)	Own LA	Private	Other	Total
Foster placement	190	80	7	277
Placed for adoption	8	0	5	13
Placed with parents	0	0	56	56
Independent living	0	0	0	0
Residential employment	0	0	0	0
Residential accommodation	1	18	0	19
Secure Children's Homes	0	2	0	2
Children's Homes	4	27	1	32
Residential Care Home	0	0	0	0
NHS/Health Trust	0	0	0	0
Family Centre	0	2	0	2
Young Offender Institution	0	0	1	1
Residential school	0	0	0	0
Other placements	4	0	0	4
Temporary placement	0	0	0	0
Total placements	207	129	70	406

CLA placements out of borough

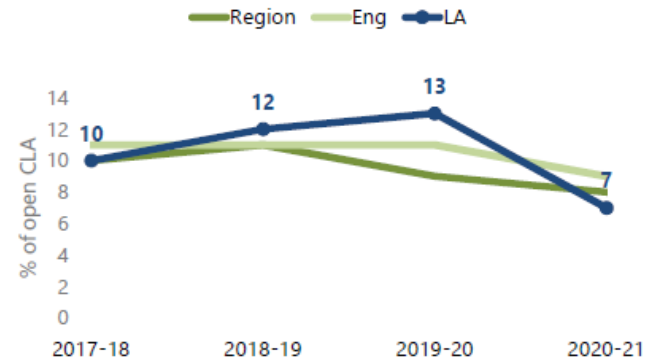


Number of placements in the last 12 months



May include "status" changes as well as placements

Comparing short term placement stability



Due to limited data in the Annex A dataset, ChAT does not present short-term stability alongside published statistics

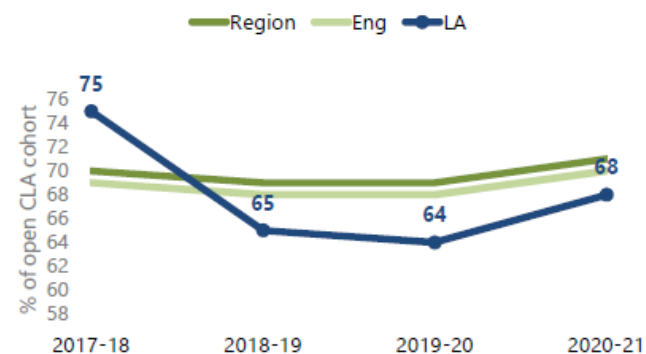
Duration of placements

Duration of latest placement for each current CLA aged under 16 who have been looked after for 2½ years or more



May include "status" changes as well as placements

Comparing long term placement stability



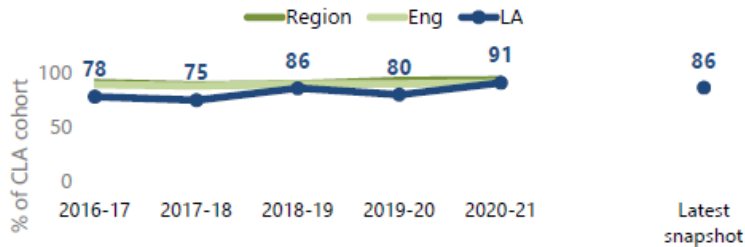
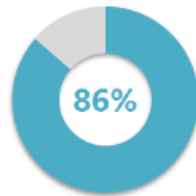
Due to limited data in the Annex A dataset, ChAT does not present long-term stability alongside published statistics

Health

279 current open CLA looked after for at least 12 months

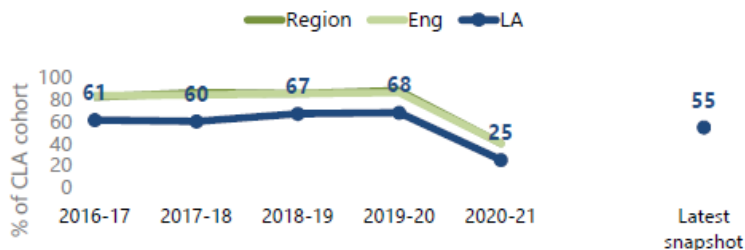
Health assessments

Current open CLA who have been looked after for at least 12 months with an up to date health assessment (in the last 6 months for CLA aged under 5, and in the last 12 months for CLA aged 5-plus)



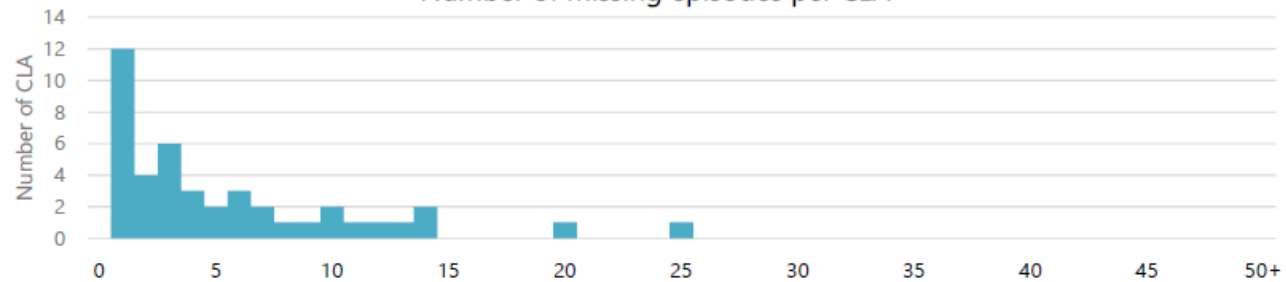
Dental checks

Current open CLA who have been looked after for at least 12 months who have had a dental check in the last 12 months.



Missing from placement

Number of missing episodes per CLA



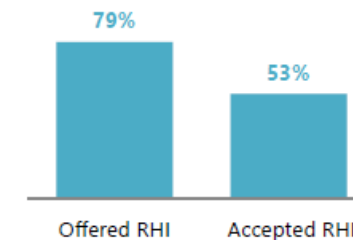
43 of 466 looked after children had a missing incident in the last 12 months

	Latest data	LA 20-21	Region 20-21	Eng 20-21
Number of all CLA with a missing incident	43 of 466	32		
Percentage of all CLA with a missing incident	9%	6%	10%	10%
Total number of missing incidents for all CLA	238	129		
Average number of incidents per CLA who went missing	5.5	4.0	6.9	6.6

Missing incidents - return home interviews

	Latest data	
Missing children offered return interview	34 of 43	79%
Missing children not offered return interview	3 of 43	7%
Missing children return interview offer not recorded	6 of 43	14%
Missing children where return interview was n/a	0 of 43	0%

	Latest data	
Missing children accepted return interview	18 of 34	53%
Missing children not accepted return interview	16 of 34	47%
Missing children return interview acceptance not recorded	0 of 34	0%



Absent from placement

0 of 466 looked after children had an absent incident in the last 12 months

	Latest data	LA 20-21	Region 20-21	Eng 20-21
Number of all CLA with an absent incident	0 of 466	0		
Percentage of all CLA with an absent incident	0%	0%	2%	2%
Total number of absent incidents for all CLA	0	0		
Average number of incidents per CLA who were absent	-	0.0	3.5	4.0

Please note: this section has not been updated